



My
WORD STUDY

Bible Study

My Word Study Bible Study

Written by: Trina Alleyne

www.nulifecreations.com

Please do not share files, but feel free to share the link so someone else can receive their own copy!

Directions for this Bible study:

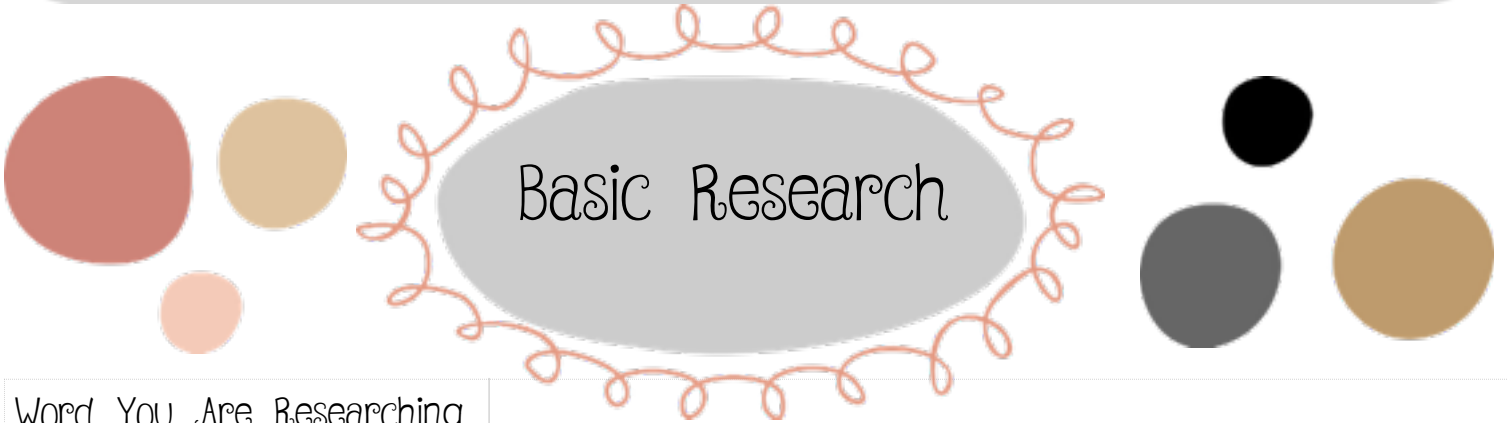
There are many times when we are reading a passage and we may come across a word that is repeated or stands out for some reason. This is a study to dive deeper into the meaning of a particular word.

A good free source to use for word studies is www.blueletterbible.org.

You can also use Bible dictionaries and commentaries if you have access to them.

I pray you are richly blessed by this study and that you grow closer to Christ by your study of His Word. Continue to pray for the Holy Spirit to illuminate God's Word to you as you study. The Bible is not a textbook that we can study and become wise. The Bible is God's living Word, so we therefore need God to help us to study, learn, and to grow!

To start your study, look up the word using www.bibleletterbible.org or another source. You are going to first look up the basic information of the word. Doing this will help you to understand more of the word and help you as you dive deeper into its meaning and application.



Word You Are Researching

Bible Version (what version of the Bible did you see the word? i.e. NASB, KJV, etc.)

Strong's #

Parts of Speech

Greek or Hebrew?

Original Language Definition

Similar Words/ Different Forms of the Word

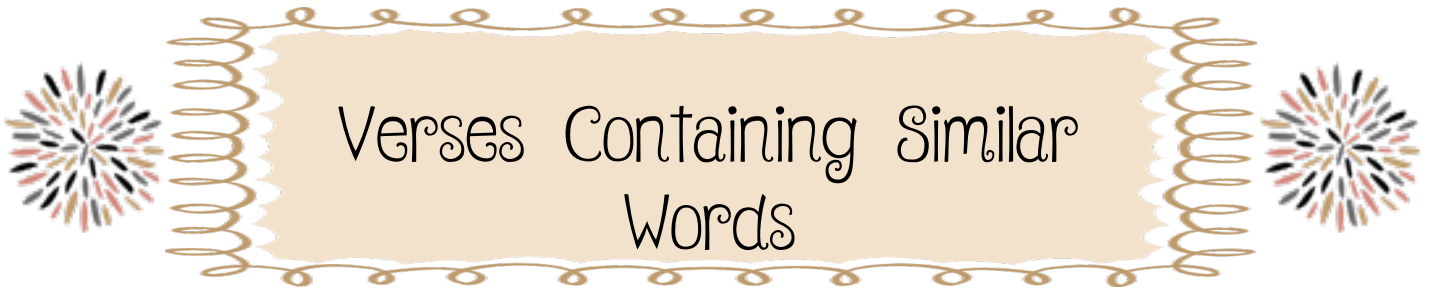
Modern English Definition
(Look up the word in a modern English dictionary)

After you have the basic lexicon definition of the word, now you can look to other sources for more information. These sources can be Bible dictionaries, commentaries, or other sources.



Source	Definitions/Observations	Reference Scripture

Here you can look up all the verses containing similar words of the word you are researching. And as you record the context, look for a common theme or message.



Verses Containing Similar Words

Word:

Strong's #

Word & Part of Speech	Strong's #/Definition	Author/Who Said it?	Context

Now that you have researched your word, use this sheet to gather some stats.



Observation: Details
about the word

Word:


Strong's #

Who used this word?

What books is the word used in?



Context of Word (How was the word used?)



Definition in your own words.



Now comes the time for Application. It is very important not to miss the last step after Observation and Interpretation, which is applying God's Word to your life. Use these last 3 pages to record your personal and practical application.

Application: What do I do with all of this?

Is there a sin to avoid or repent of?

Is there a principle to live by?

Is there a promise to claim?

Is there a command to obey?

What did I learn about God? How did this word study help me to better understand His character? How does this study help me to trust in God more?

